






Nominal heating duty
Power supply
Plug type
Noise level (max)
Weight
Dimensions (L x W x H)
Fuel Type
LPHW Connections
Power consumption

300 kW
230 V 1 ph N+E 50 Hz Run
BS4343 230 V 16 A 3 pin
45 dBA @ 10 metres
850 kg
2100 x 820 x 2,100 mm (excl flue)
Natural Gas
50 mm (2") Storz
3.1 kW/h

Suitable applications include:

Construction	Factories
Retail	Events
Food & beverage	Healthcare
Warehouses	Many more

-  Energy efficient
-  Lockable & secure container
-  High-capacity heating